














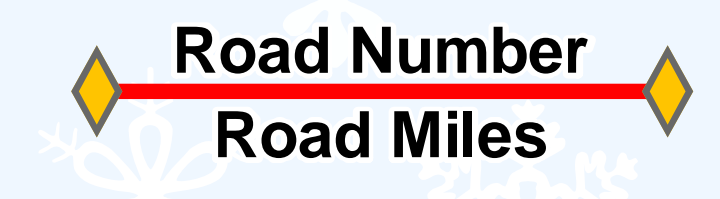
Welcome Blewett Pass Sno-Park

Groomed Trail System

Explanation

-  Sno-Park
-  Staging Area, Limited Plowing/Parking
-  Restroom
-  Shelter
-  Major Junction
-  Motorized-Groomed
-  Highway
-  Sno-Park Access Road
-  Road
-  Utility Corridor
-  Voluntary Non-Motorized Area
-  Non-Motorized Area, No Snowmobiling
-  Wenatchee National Forest

Area has 70 miles of groomed snowmobile trails. Road number and mileage labeled between junctions.



Snow grooming equipment may be on the trail at any time.

Trail grooming schedules may change without notice due to snow conditions, temperatures, equipment breakdowns, etc.

Be aware of potential avalanche danger, check www.nwac.us before you leave home.

Trail grooming schedules and maps at www.parks.wa.gov/winter
Please report errors or comments to: winter@parks.wa.gov

**For Emergency Call 911
Kittitas Co. Sheriff 509-925-8534**

